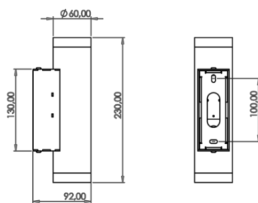


Surface Mounted Wall Mount Luminaire

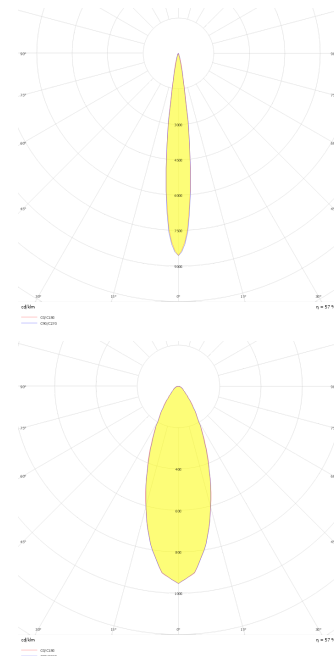


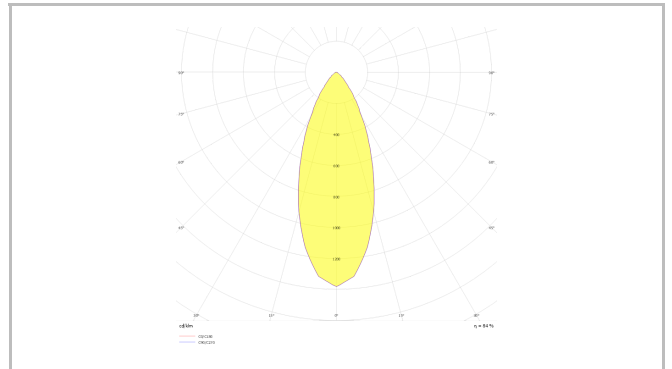
Luminaire Group	Wall Mount
Mounting Type	Surface Mounted
Housing	DKP Sheet
Optics	Reflector & Glass
Light Source	LED
Electrical Protection Class	CLASS II
IP	65
Operating Temperature	-20°C / +40°C
Luminous Flux	1260 lm / 630 lm
Consumption Power	14 W / 7 W
Luminaire Efficiency	90 lm/W
Color Rendering (CRI)	>80
Light Color Temperature (CCT)	2700K/3000K/4000K/6500K
Color Tolerance	< 3 SDCM
Driver Type	On/Off
Driver Brand	Tridonic
LED Brand	Samsung
Input Voltage / Frequency	220-240 V AC 50/60 Hz
Power Factor	>0.9
Surge	1kV
THD (AKIM)	>%20
LED life	>70.000 hours
Option	On-Off / Dali / 1-10V

Technical Drawing



Photometric Curve





SKU	Product Code	Power (W)	Luminous Flux (LM)	CRI	CCT (K)	Optics	Dimensions (mm)
	VIA 006 023 007D 8040 10 30 CA 65 00	7	630	>80	4000	30° Reflector	Ø60x230mm □
	VIA 006 023 007D 8040 10 40 CA 65 00	7	630	>80	4000	40° Reflector	Ø60x230mm □
18100021	VIA 006 023 014D 8040 10 15 CA 65 00	14	1260	>80	4000	15° Reflector	Ø60x230mm □
18100057□	VIA 006 023 014D 8040 10 30 CA 65 00	14	1260	>80	4000	30° Reflector	Ø60x230mm □
18100093□	VIA 006 023 014D 8040 10 40 CA 65 00	14	1260	>80	4000	40° Reflector	Ø60x230mm □