

Rail S & M

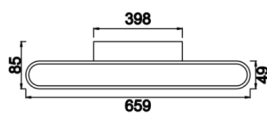
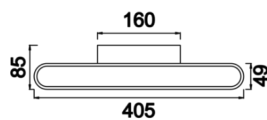


Surface Mounted Wall Mount Luminary

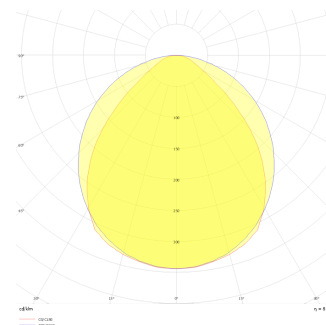


Luminaire Group	Wall Mount
Mounting Type	Surface Mounted
Luminaire Color	RAL 9005 - RAL 9006 - RAL 9010
Housing	DKP Sheet
Optics	Opal Diffuser
Light Source	LED
Electrical Protection Class	CLASS II
IP	20
Operating Temperature	-20°C / +40°C
Luminous Flux	560 lm / 980 lm
Consumption Power	14 W / 8 W
Luminaire Efficiency	70 lm/W
Color Rendering (CRI)	>80
Light Color Temperature (CCT)	2700K/3000K/4000K/6500K
Color Tolerance	< 3 SDCM
Driver Type	On/Off
Driver Brand	Tridonic
LED Brand	Samsung
Input Voltage / Frequency	220-240 V AC 50/60 Hz
Power Factor	>0.9
Surge	1kV
THD (AKIM)	>%20
LED life	>70.000 hours
Option	On-Off / Dali / 1-10V / With Emergency Kit

Technical Drawing



Photometric Curve



Rail S & M



Surface Mounted Wall Mount Luminary

SKU	Product Code	Power (W)	Luminous Flux (LM)	CRI	CCT (K)	Optics	Dimensions (mm)
18000139	RAL 004 040 008D 8040 10 99 OP 20 00	8	560	>80	4000	120° Diffuser	405x49
18000139	RAL 004 065 014D 8040 10 99 OP 20 00	14	980	>80	4000	120° Diffuser	659x49