


Panlite 60x60

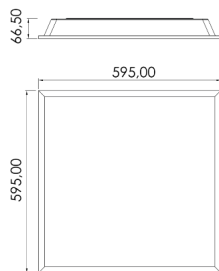


Recessed Luminary

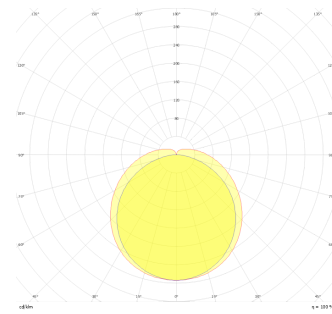


Luminaire Group	Recessed
Mounting Type	Recessed
Luminaire Color	RAL 9005 - RAL 9006 - RAL 9010
Housing	DKP Sheet
Optics	Opal Diffuser
Light Source	LED
Electrical Protection Class	CLASS II
IP	40
IK	02
Operating Temperature	-20°C / +40°C
Luminous Flux	4560 lm
Consumption Power	38 W
Luminaire Efficiency	125 lm/W
Color Rendering (CRI)	>80
Light Color Temperature (CCT)	2700K/3000K/4000K/6500K
Color Tolerance	< 3 SDCM
Driver Type	On/Off
Driver Brand	Tridonic
LED Brand	Samsung
Input Voltage / Frequency	220-240 V AC 50/60 Hz
Power Factor	>0.9
Surge	1kV
THD (AKIM)	>%20
LED life	>70.000 hours
Option	On-Off / Dali / 1-10V / With Emergency Kit

Technical Drawing



Photometric Curve



SKU	Product Code	Power (W)	Luminous Flux (LM)	CRI	CCT (K)	Optics	Dimensions (mm)
13503938	PNL 060 007 038A 8040 10 99 OP 40 00	38	4560	>80	4000	120° Opal Diffuser	600x600

www.atellighting.com