

# Easy Pendant

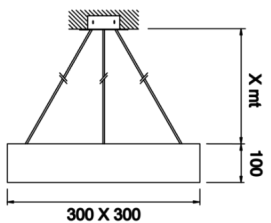
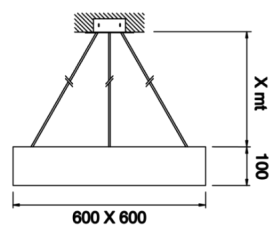


## Pendant Luminary

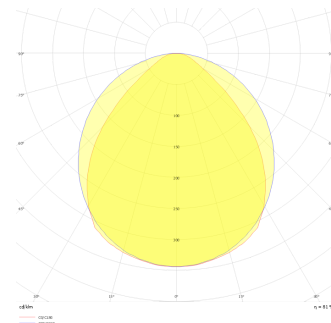


<b>Luminaire Group</b>	Pendant
<b>Mounting Type</b>	Pendant
<b>Luminaire Color</b>	RAL 9005 - RAL 9006 - RAL 9010
<b>Housing</b>	DKP Sheet
<b>Optics</b>	E27 Headlight
<b>Electrical Protection Class</b>	CLASS II
<b>IP</b>	20
<b>IK</b>	02
<b>Operating Temperature</b>	-20°C / +40°C
<b>Luminous Flux</b>	3100 lm / 4700 lm / 6600 lm
<b>Consumption Power</b>	25 W / 38 W / 55 W
<b>Luminaire Efficiency</b>	124 lm/W
<b>Color Rendering (CRI)</b>	>80
<b>Light Color Temperature (CCT)</b>	2700K/3000K/4000K/6500K
<b>Color Tolerance</b>	< 3 SDCM
<b>Driver Type</b>	On/Off
<b>Driver Brand</b>	Tridonic
<b>LED Brand</b>	Samsung
<b>Input Voltage / Frequency</b>	220-240 V AC 50/60 Hz
<b>Power Factor</b>	>0.9
<b>Surge</b>	1kV
<b>THD (AKIM)</b>	>%20
<b>LED life</b>	>70.000 hours
<b>Option</b>	On-Off / Dali / 1-10V / With Emergency Kit

Technical Drawing



Photometric Curve



# Easy Pendant



Pendant Luminary

---

SKU	Product Code	Power (W)	Luminous Flux (LM)	CRI	CCT (K)	Optics	Dimensions (mm)
	ESY 030 030 025P 8040 10 99 OP 20 00	25	3100	>80	4000	120° Diffuser	300x300x100
	ESY 060 060 038P 8040 10 99 OP 20 00	38	4700	>80	4000	120° Diffuser	600x600x100
	ESY 090 090 055P 8040 10 99 OP 20 00	55	6600	>80	4000	120° Diffuser	900x900x100