

Flus Surface mounted

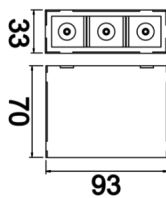
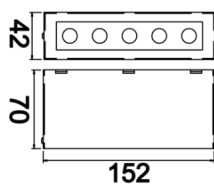


Surface Mounted Luminary

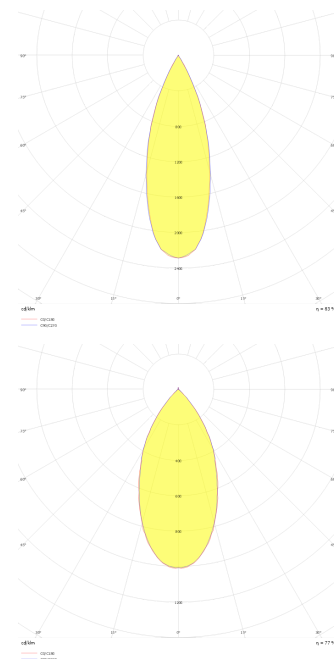


Luminaire Group	Surface Mounted
Mounting Type	Surface Mounted
Luminary Color	RAL 9005 - RAL 9010
Housing	DKP Sheet
Optics	Reflector & Diffuser
Light Source	LED
Electrical Protection Class	CLASS II
IP	20
IK	02
Operating Temperature	-20°C / +40°C
Luminous Flux	240 lm / 400 lm
Consumption Power	3 W / 5 W
Luminaire Efficiency	80 lm/W
Color Rendering (CRI)	>80
Light Color Temperature (CCT)	2700K/3000K/4000K/6500K
Color Tolerance	< 3 SDCM
Driver Type	On/Off
Driver Brand	Tridonic
LED Brand	Samsung
Input Voltage / Frequency	220-240 V AC 50/60 Hz
Power Factor	>0.9
Surge	1kV
THD (AKIM)	>%20
LED life	100.000 hours
Option	On-Off / Dali / 1-10V / With Emergency Kit

Technical Drawing



Photometric Curve



Flus Surface mounted



Surface Mounted Luminary

SKU	Product Code	Power (W)	Luminous Flux (LM)	CRI	CCT (K)	Optics	Dimensions (mm)
	FLS 003 009 03S 8040 10 36 DY 20 00	3	240	>80	4000	36° Reflector	93x33x70
	FLS 003 009 03S 8040 10 48 DY 20 00	3	240	>80	4000	48° Reflector	93x33x70
	FLS 004 015 05S 8040 10 36 DY 20 00	5	400	>80	4000	36° Reflector	152x42x70
	FLS 004 015 05S 8040 10 48 DY 20 00	5	400	>80	4000	48° Reflector	152x42x70