

# Dimple Drums

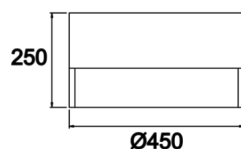
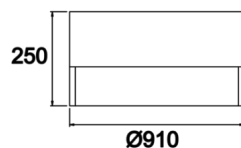


Surface Mounted Luminary

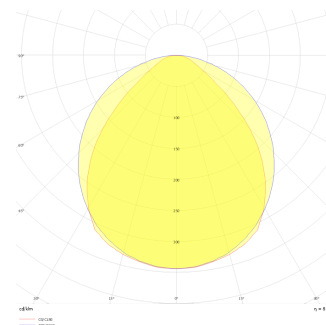


<b>Luminaire Group</b>	Surface Mounted
<b>Mounting Type</b>	Surface Mounted
<b>Luminaire Color</b>	RAL 9006 - RAL 9005 - RAL 9010
<b>Housing</b>	DKP Sheet
<b>Optics</b>	Opal Diffuser
<b>Light Source</b>	LED
<b>Electrical Protection Class</b>	CLASS II
<b>IP</b>	40
<b>IK</b>	02
<b>Operating Temperature</b>	-20°C / +40°C
<b>Luminous Flux</b>	11750 lm / 4730 lm / 6290 lm
<b>Consumption Power</b>	109 W / 35 W / 48 W
<b>Luminaire Efficiency</b>	135 lm/W
<b>Color Rendering (CRI)</b>	>80
<b>Light Color Temperature (CCT)</b>	2700K/3000K/4000K/6500K
<b>Color Tolerance</b>	< 3 SDCM
<b>Driver Type</b>	On/Off
<b>Driver Brand</b>	Tridonic
<b>LED Brand</b>	Samsung
<b>Input Voltage / Frequency</b>	220-240 V AC 50/60 Hz
<b>Power Factor</b>	>0.9
<b>Surge</b>	1kV
<b>THD (AKIM)</b>	>%20
<b>LED life</b>	70.000 hours
<b>Option</b>	On-Off / Dali / 1-10V / With Emergency Kit

Technical Drawing



Photometric Curve


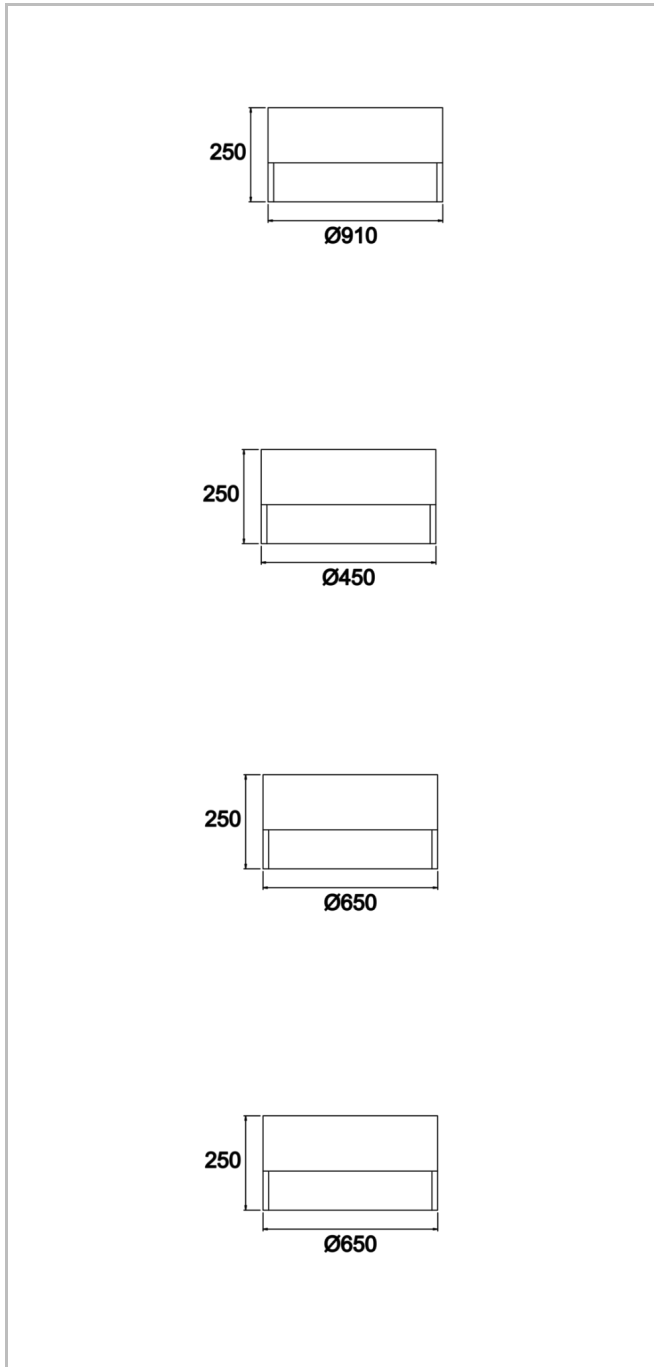


[www.atellighting.com](http://www.atellighting.com)

# Dimple Drums



Surface Mounted Luminary



SKU	Product Code	Power (W)	Luminous Flux (LM)	CRI	CCT (K)	Optics	Dimensions (mm)
	DDR 040 025 035S 9040 10 99 OP 40 00	35	4730	>80	4000	120° Diffuser	Ø450x250
	DDR 060 025 048S 9040 10 99 OP 40 00	48	6290	>80	4000	120° Diffuser	Ø650x250

[www.atellighting.com](http://www.atellighting.com)

# Dimple Drums



Surface Mounted Luminary

---

SKU	Product Code	Power (W)	Luminous Flux (LM)	CRI	CCT (K)	Optics	Dimensions (mm)
	DDR 090 025 109S 9040 10 99 OP 40 00	109	11750	>80	4000	120° Diffuser	Ø910x250