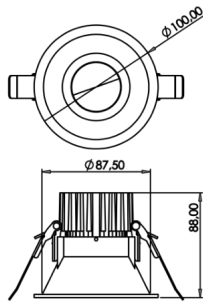


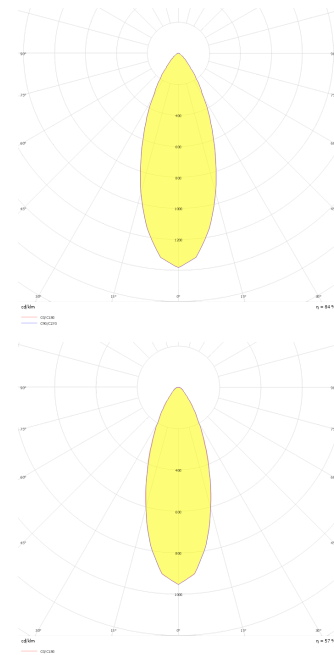


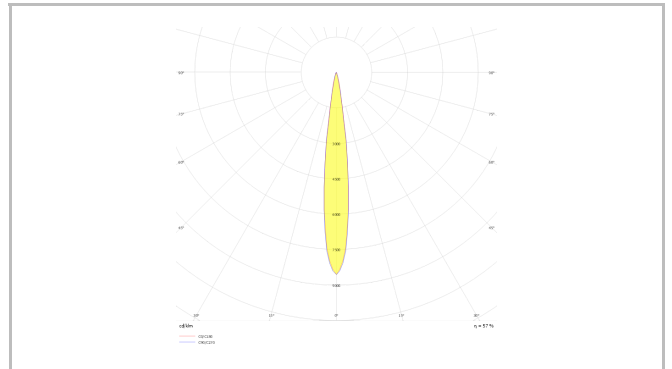

<b>Luminaire Group</b>	Downlight & Spot
<b>Mounting Type</b>	Recessed
<b>Luminary Color</b>	RAL 9010 - RAL 9005
<b>Housing</b>	Aluminum Injection
<b>Optics</b>	15° 30° 40° Reflector
<b>Light Source</b>	LED
<b>Electrical Protection Class</b>	CLASS II
<b>IP</b>	44
<b>IK</b>	02
<b>Operating Temperature</b>	-20°C / +40°C
<b>Luminous Flux</b>	1170 lm / 630 lm / 810 lm
<b>Consumption Power</b>	13 W / 7 W / 9 W
<b>Luminaire Efficiency</b>	90 lm/W
<b>Color Rendering (CRI)</b>	>80
<b>Light Color Temperature (CCT)</b>	2700K/3000K/4000K/6500K
<b>Color Tolerance</b>	< 3 SDCM
<b>Driver Type</b>	On/Off
<b>Driver Brand</b>	Tridonic
<b>LED Brand</b>	Samsung
<b>Input Voltage / Frequency</b>	220-240 V AC 50/60 Hz
<b>Power Factor</b>	>0.9
<b>Surge</b>	1kV
<b>THD (AKIM)</b>	>%20
<b>LED life</b>	>50.000 hours
<b>Option</b>	On-Off / Dali / 1-10V / With Emergency Kit

Technical Drawing



Photometric Curve





SKU	Product Code	Power (W)	Luminous Flux (LM)	CRI	CCT (K)	Optics	Dimensions (mm)
13001762	REC 010 008 007A 8040 10 15 SD 44 00	7	630	>80	4000	15° Reflector	Ø100x88
13001786	REC 010 008 007A 8040 10 30 SD 44 00	7	630	>80	4000	30° Reflector	Ø100x88
13001810	REC 010 008 007A 8040 10 40 SD 44 00	7	630	>80	4000	40° Reflector	Ø100x88
13001834	REC 010 008 009A 8040 10 15 SD 44 00	9	810	>80	4000	15° Reflector	Ø100x88
13001858	REC 010 008 009A 8040 10 30 SD 44 00	9	810	>80	4000	30° Reflector	Ø100x88
13001882	REC 010 008 009A 8040 10 40 SD 44 00	9	810	>80	4000	40° Reflector	Ø100x88
13001906	REC 010 008 013A 8040 10 15 SD 44 00	13	1170	>80	4000	15° Reflector	Ø100x88
13001930	REC 010 008 013A 8040 10 30 SD 44 00	13	1170	>80	4000	30° Reflector	Ø100x88
13001954	REC 010 008 013A 8040 10 40 SD 44 00	13	1170	>80	4000	40° Reflector	Ø100x88