

ShoreRec M

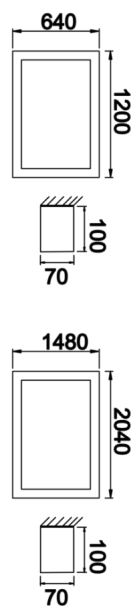


Surface Mounted Linear Luminaire

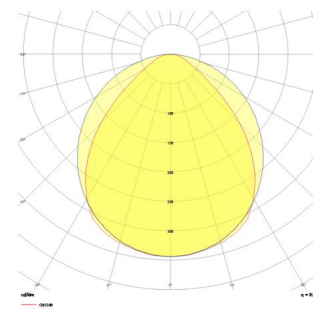


Luminaire Group	Linear
Mounting Type	Surface Mounted
Luminaire Color	RAL 9010 - RAL 9005
Housing	Aluminum extruded profile
Optics	Opal Diffuser
Light Source	LED
Electrical Protection Class	CLASS II
IP	40
IK	03
Operating Temperature	-20°C / +40°C
Luminous Flux	11232 lm / 14976 lm / 18720 lm / 22464 lm
Consumption Power	104 W / 130 W / 156 W / 78 W
Luminaire Efficiency	144 lm/W
Color Rendering (CRI)	>80
Light Color Temperature (CCT)	2700K/3000K/4000K/6500K
Color Tolerance	< 3 SDCM
Driver Type	On/Off
Driver Brand	Tridonic
LED Brand	Samsung
Input Voltage / Frequency	220-240 V AC 50/60 Hz
Power Factor	>0.9
Surge	1kV
THD (AKIM)	>%20
LED life	>70.000 hours
Option	On-Off / Dali / 1-10V / With Emergency Kit

Technical Drawing



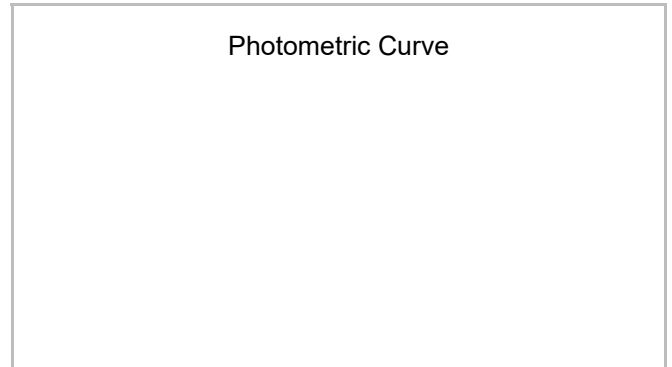
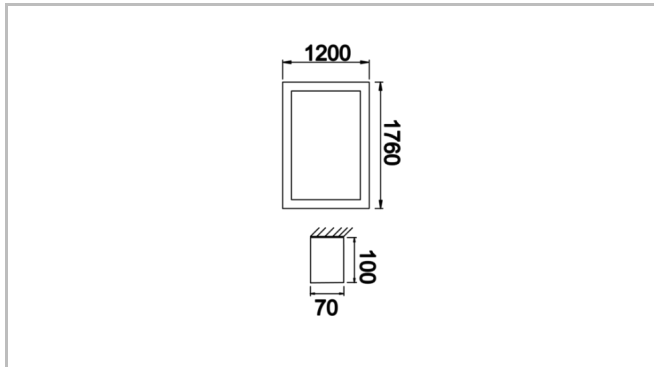
Photometric Curve



ShoreRec M



Surface Mounted Linear Luminary



SKU	Product Code	Power (W)	Luminous Flux (LM)	CRI	CCT (K)	Optics	Dimensions (mm)
	SRC 120 064 078S 8040 10 99 OP 40 00	78	11232	>80	4000	120° Opal Diffuser	640x1200x70x100
	SRC 148 092 104S 8040 10 99 OP 40 00	104	14976	>80	4000	120° Opal Diffuser	920x1980x70x100
	SRC 176 120 130S 8040 10 99 OP 40 00	130	18720	>80	4000	120° Opal Diffuser	1200x1760x70x100
	SRC 204 148 156S 8040 10 99 OP 40 00	156	22464	>80	4000	120° Opal Diffuser	1200x1760x70x100