


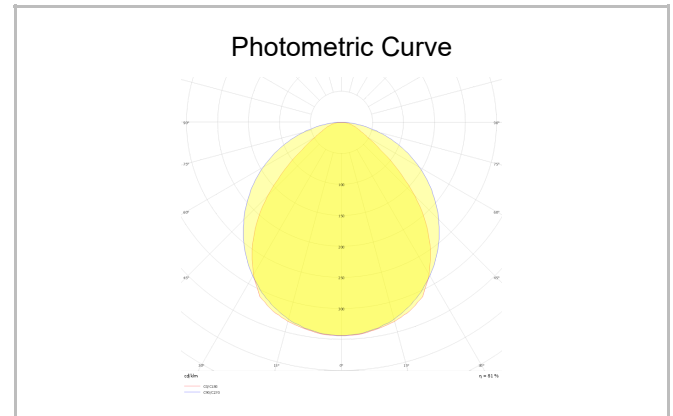
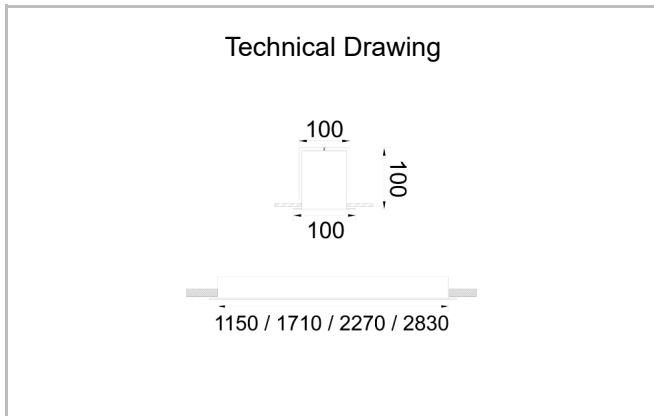
# Outline M



## Recessed Linear Luminary



|                                      |  |
|--------------------------------------|--|
| <b>Luminaire Group</b>               | Linear                                     |
| <b>Mounting Type</b>                 | Recessed                                   |
| <b>Luminaire Color</b>               | RAL 9010 - RAL 9016                        |
| <b>Housing</b>                       | Aluminum extruded profile                  |
| <b>Optics</b>                        | Opal Diffuser                              |
| <b>Electrical Protection Class</b>   | CLASS II                                   |
| <b>Operating Temperature</b>         | -20°C / +40°C                              |
| <b>Luminous Flux</b>                 | 2376 lm / 3610 lm / 4640 lm / 6032 lm      |
| <b>Consumption Power</b>             | 26 W / 38 W / 50 W / 65 W                  |
| <b>Luminaire Efficiency</b>          | 92,81 lm/W                                 |
| <b>Color Rendering (CRI)</b>         | >80  |
| <b>Light Color Temperature (CCT)</b> | 2700K/3000K/4000K/6500K                    |
| <b>Color Tolerance</b>               | < 3 SDCM                                   |
| <b>Driver Type</b>                   | On/Off                                     |
| <b>Driver Brand</b>                  | Tridonic                                   |
| <b>LED Brand</b>                     | Samsung                                    |
| <b>Input Voltage / Frequency</b>     | 220-240 V AC 50/60 Hz                      |
| <b>Power Factor</b>                  | >0.9                                       |
| <b>Surge</b>                         | 1kV  |
| <b>THD (AKIM)</b>                    | >%20                                       |
| <b>LED life</b>                      | >70.000 hours                              |
| <b>Option</b>                        | On-Off / Dali / 1-10V / With Emergency Kit |
| <b>Light Source</b>                  | LED  |
| <b>Luminaire Efficiency</b>          | 92,81 lm/W                                 |



| SKU | Product Code                         | Power (W) | Luminous Flux (LM) | CRI | CCT (K) | Optics      | Dimensions (mm) |
|-----|--------------------------------------|-----------|--------------------|-----|---------|-------------|-----------------|
|     | OUT 100 113 026A 8040 10 99 OP 40 TK | 26        | 2376               | >80 | 4000    | 120° / Opal | 1150x100x100    |
|     | OUT 100 169 038A 8040 10 99 OP 40 TK | 38        | 3610               | >80 | 4000    | 120° / Opal | 1710x100x100    |
|     | OUT 100 225 050A 8040 10 99 OP 40 TK | 50        | 4640               | >80 | 4000    | 120° / Opal | 2270x100x100    |
|     | OUT 100 283 065A 8040 10 99 OP 40 TK | 65        | 6032               | >80 | 4000    | 120° / Opal | 2830x100x100    |

# Outline M



Recessed Linear Luminary

---

| SKU | Product Code                         | Power (W) | Luminous Flux (LM) | CRI | CCT (K) | Optics      | Dimensions (mm) |
|-----|--------------------------------------|-----------|--------------------|-----|---------|-------------|-----------------|
|     | OUT 100 283 065A 8040 10 99 OP 40 TK | 65        | 6032               | >80 | 4000    | 120° / Opal | 0               |