

# ShoreRec S

SRC 145 089 104S 8040 10 99 OP 40 00

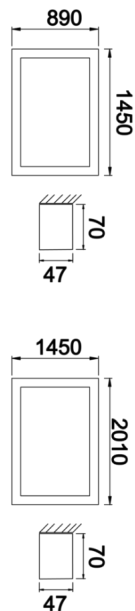


Surface Mounted Linear Luminaire

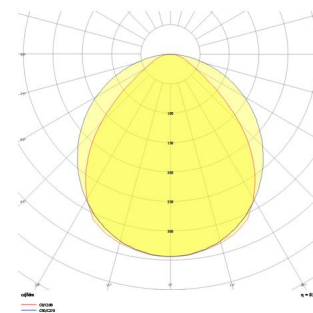


|                                      |  |
|--------------------------------------|--|
| <b>Luminaire Group</b>               | Linear                                     |
| <b>Mounting Type</b>                 | Surface Mounted                            |
| <b>Luminary Color</b>                | RAL 9010 - RAL 9005                        |
| <b>Housing</b>                       | Aluminum extruded profile                  |
| <b>Optics</b>                        | Opal Diffuser                              |
| <b>Light Source</b>                  | LED  |
| <b>Electrical Protection Class</b>   | CLASS II                                   |
| <b>IP</b>                            | 40   |
| <b>IK</b>                            | 03   |
| <b>Operating Temperature</b>         | -20°C / +40°C                              |
| <b>Luminous Flux</b>                 | 14976                                      |
| <b>Consumption Power</b>             | 104  |
| <b>Luminaire Efficiency</b>          | 144 lm/W                                   |
| <b>Color Rendering (CRI)</b>         | >80  |
| <b>Light Color Temperature (CCT)</b> | 2700K/3000K/4000K/6500K                    |
| <b>Color Tolerance</b>               | < 3 SDCM                                   |
| <b>Driver Type</b>                   | On/Off                                     |
| <b>Driver Brand</b>                  | Tridonic                                   |
| <b>LED Brand</b>                     | Samsung                                    |
| <b>Input Voltage / Frequency</b>     | 220-240 V AC 50/60 Hz                      |
| <b>Power Factor</b>                  | >0.9                                       |
| <b>Surge</b>                         | 1kV  |
| <b>THD (AKIM)</b>                    | >%20                                       |
| <b>LED life</b>                      | >70.000 hours                              |
| <b>Option</b>                        | On-Off / Dali / 1-10V / With Emergency Kit |

Technical Drawing



Photometric Curve

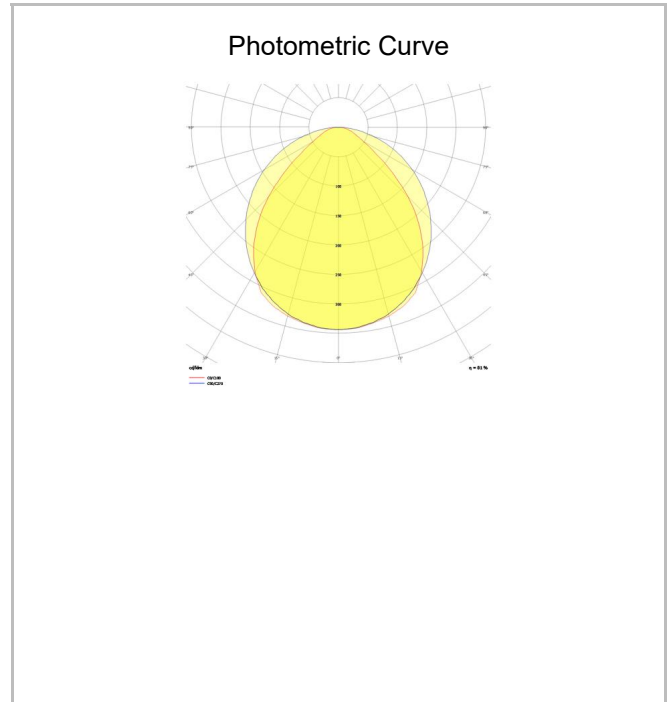
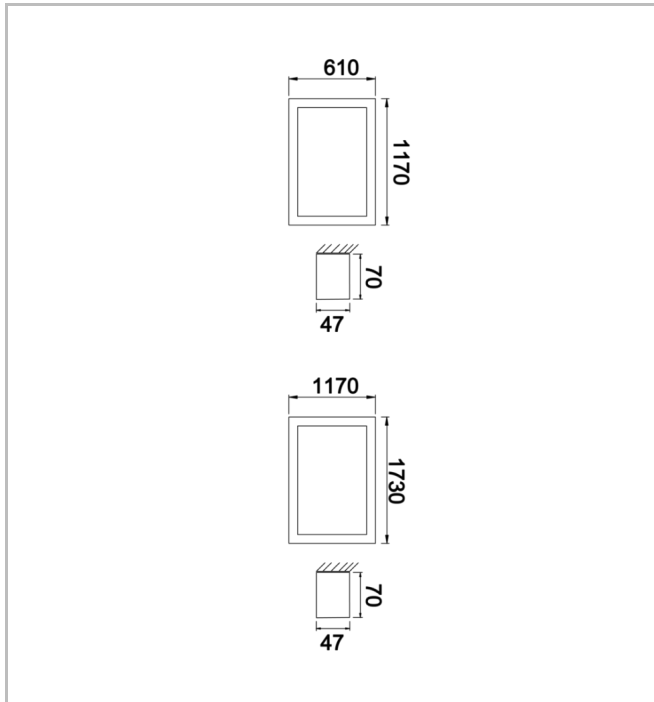


[www.atellighting.com](http://www.atellighting.com)

# ShoreRec S

SRC 145 089 104S 8040 10 99 OP 40 00

Surface Mounted Linear Luminary



| SKU | Product Code                         | Power (W) | Luminous Flux (LM) | CRI | CCT (K) | Optics             | Dimensions (mm)        |
|-----|--------------------------------------|-----------|--------------------|-----|---------|--------------------|------------------------|
|     | SRC 145 089 104S 8040 10 99 OP 40 00 | 104       | 14976              | >80 | 4000    | 120° Opal Diffuser | 890x1450x47<br>x70mm□□ |