


Full Moon

FLM 038 010 025A 8040 10 99 OP 40 00

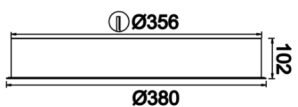
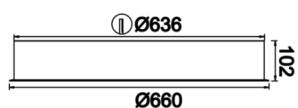


Recessed Luminary

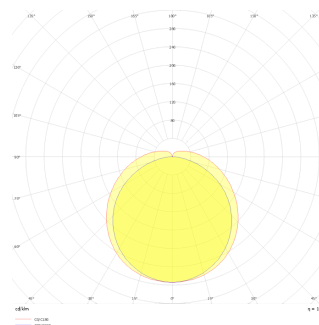


Luminaire Group	Recessed
Mounting Type	Recessed
Luminaire Color	RAL 9005 - RAL 9006 - RAL 9010
Housing	DKP Sheet
Optics	Opal Diffuser
Light Source	LED
Electrical Protection Class	CLASS II
IP	40
IK	02
Operating Temperature	-20°C / +40°C
Luminous Flux	3650
Consumption Power	25
Luminaire Efficiency	146 lm/W
Color Rendering (CRI)	>80
Light Color Temperature (CCT)	2700K/3000K/4000K/6500K
Color Tolerance	< 3 SDCM
Driver Type	On/Off
Driver Brand	Tridonic
LED Brand	Samsung
Input Voltage / Frequency	220-240 V AC 50/60 Hz
Power Factor	>0.9
Surge	1kV
THD (AKIM)	>%20
LED life	>70.000 hours
Option	On-Off / Dali / 1-10V / With Emergency Kit

Technical Drawing



Photometric Curve

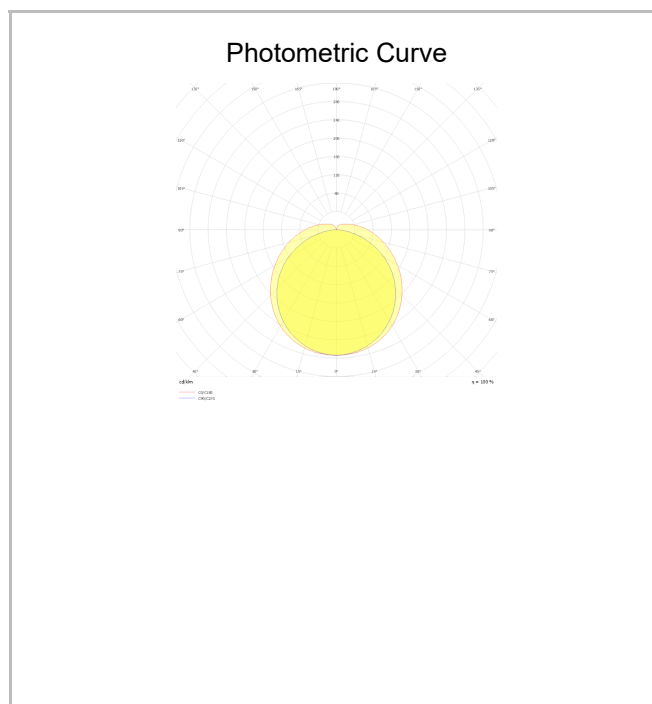
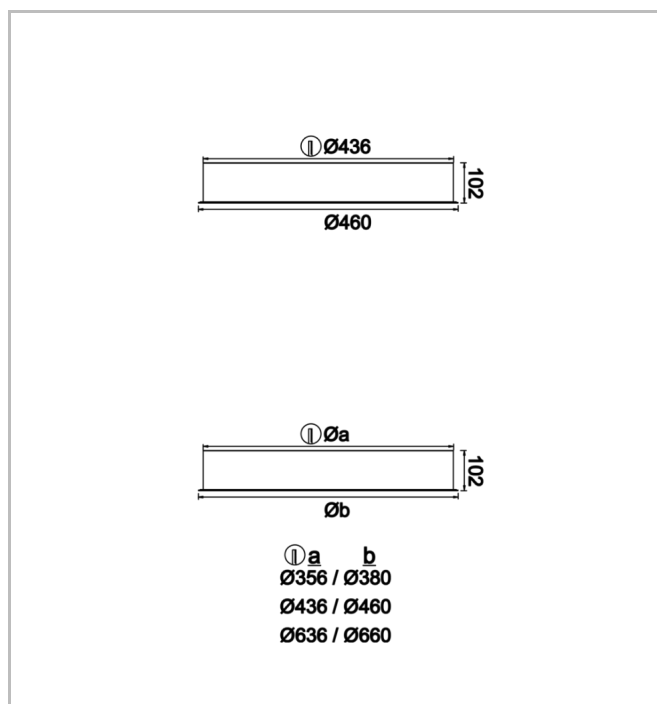


www.atellighting.com

Full Moon

FLM 038 010 025A 8040 10 99 OP 40 00

Recessed Luminary



SKU	Product Code	Power (W)	Luminous Flux (LM)	CRI	CCT (K)	Optics	Dimensions (mm)
13000085	FLM 038 010 025A 8040 10 99 OP 40 00	25	3650	>80	4000	120° Opal Diffuser	Ø380