

# Penta

OFL 100 255 062A 8030 10 99 OP 40 LP

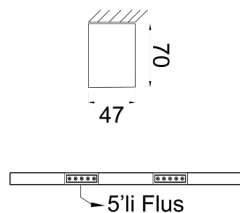


Surface Mounted Linear Luminary

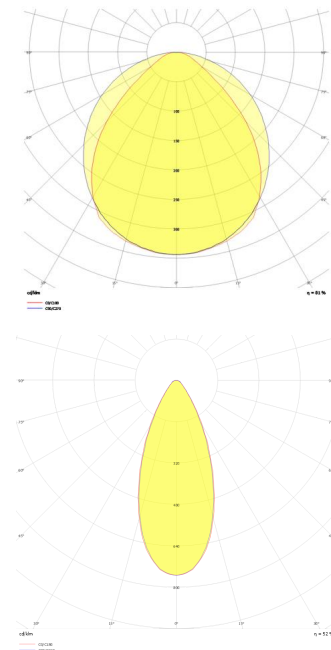


<b>Luminaire Group</b>	Linear
<b>Mounting Type</b>	Surface Mounted
<b>Luminary Color</b>	RAL 9010 - RAL 9005
<b>Housing</b>	Aluminum extruded profile
<b>Optics</b>	Opal Diffuser & Lens 34°/48°
<b>Light Source</b>	LED
<b>Electrical Protection Class</b>	CLASS II
<b>IP</b>	40
<b>IK</b>	03
<b>Operating Temperature</b>	-20°C / +40°C
<b>Luminous Flux</b>	4340
<b>Consumption Power</b>	62
<b>Luminaire Efficiency</b>	70 lm/W
<b>Color Rendering (CRI)</b>	>80
<b>Light Color Temperature (CCT)</b>	2700K/3000K/4000K/6500K
<b>Color Tolerance</b>	< 3 SDCM
<b>Driver Type</b>	On/Off
<b>Driver Brand</b>	Tridonic
<b>LED Brand</b>	Samsung
<b>Input Voltage / Frequency</b>	220-240 V AC 50/60 Hz
<b>Power Factor</b>	>0.9
<b>Surge</b>	1kV
<b>THD (AKIM)</b>	>%20
<b>LED life</b>	>70.000 hours
<b>Option</b>	On-Off / Dali / 1-10V / With Emergency Kit

Technical Drawing



Photometric Curve

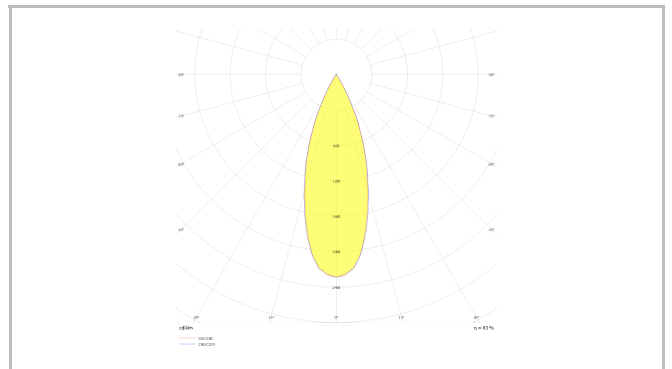


[www.atellighting.com](http://www.atellighting.com)

# Penta

OFL 100 255 062A 8030 10 99 OP 40 LP

Surface Mounted Linear Luminary



SKU	Product Code	Power (W)	Luminous Flux (LM)	CRI	CCT (K)	Optics	Dimensions (mm)
	OFL 100 255 062A 8030 10 99 OP 40 LP	62	4340	>80	4000	48° Lens & Opal Diffuser	2550x47x70