

# Outline Penta

OUT 100 311 075A 8030 10 99 OP 40 LP

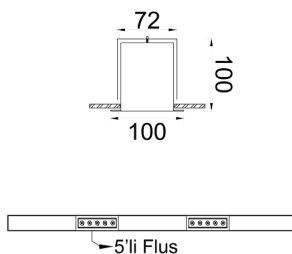


Recessed Linear Luminaire

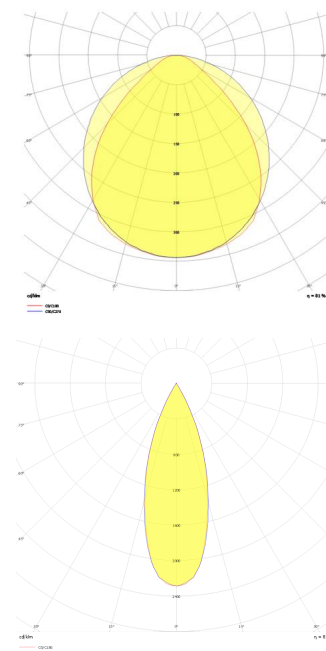


<b>Luminaire Group</b>	Linear
<b>Mounting Type</b>	Recessed
<b>Luminaire Color</b>	RAL 9010 - RAL 9005
<b>Housing</b>	Aluminum extruded profile
<b>Optics</b>	Opal Diffuser & Lens 34°/48°
<b>Light Source</b>	LED
<b>Electrical Protection Class</b>	CLASS II
<b>IP</b>	40
<b>IK</b>	03
<b>Operating Temperature</b>	-20°C / +40°C
<b>Luminous Flux</b>	5250
<b>Consumption Power</b>	75
<b>Luminaire Efficiency</b>	70 lm/W
<b>Color Rendering (CRI)</b>	>80
<b>Light Color Temperature (CCT)</b>	2700K/3000K/4000K/6500K
<b>Color Tolerance</b>	< 3 SDCM
<b>Driver Type</b>	On/Off
<b>Driver Brand</b>	Tridonic
<b>LED Brand</b>	Samsung
<b>Input Voltage / Frequency</b>	220-240 V AC 50/60 Hz
<b>Power Factor</b>	>0.9
<b>Surge</b>	1kV
<b>THD (AKIM)</b>	>%20
<b>LED life</b>	>70.000 hours

Technical Drawing



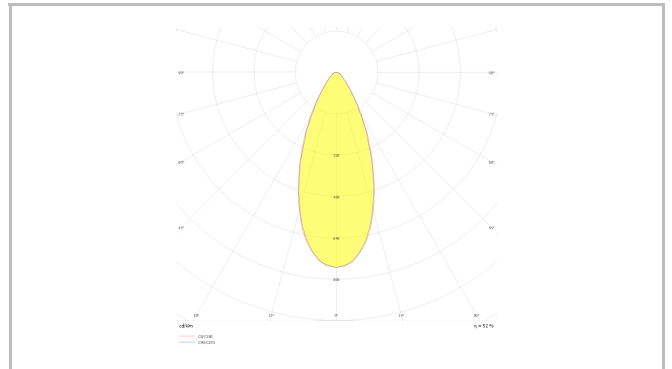
Photometric Curve



# Outline Penta

OUT 100 311 075A 8030 10 99 OP 40 LP

Recessed Linear Luminary



SKU	Product Code	Power (W)	Luminous Flux (LM)	CRI	CCT (K)	Optics	Dimensions (mm)
	OUT 100 311 075A 8030 10 99 OP 40 LP	75	5250	>80	4000	48° Lens & Diffuser	3110x100x100