

# Outline Penta

OUT 100 255 062A 8030 10 99 OP 40 LP

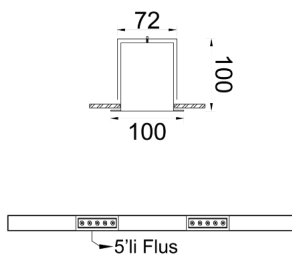


Recessed Linear Luminary

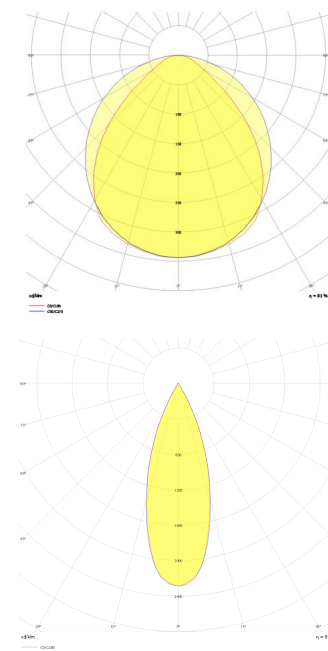


|                                      |                              |
|--------------------------------------|------------------------------|
| <b>Luminaire Group</b>               | Linear                       |
| <b>Mounting Type</b>                 | Recessed                     |
| <b>Luminary Color</b>                | RAL 9010 - RAL 9005          |
| <b>Housing</b>                       | Aluminum extruded profile    |
| <b>Optics</b>                        | Opal Diffuser & Lens 34°/48° |
| <b>Light Source</b>                  | LED                          |
| <b>Electrical Protection Class</b>   | CLASS II                     |
| <b>IP</b>                            | 40                           |
| <b>IK</b>                            | 03                           |
| <b>Operating Temperature</b>         | -20°C / +40°C                |
| <b>Luminous Flux</b>                 | 4340                         |
| <b>Consumption Power</b>             | 62                           |
| <b>Luminaire Efficiency</b>          | 70 lm/W                      |
| <b>Color Rendering (CRI)</b>         | >80                          |
| <b>Light Color Temperature (CCT)</b> | 2700K/3000K/4000K/6500K      |
| <b>Color Tolerance</b>               | < 3 SDCM                     |
| <b>Driver Type</b>                   | On/Off                       |
| <b>Driver Brand</b>                  | Tridonic                     |
| <b>LED Brand</b>                     | Samsung                      |
| <b>Input Voltage / Frequency</b>     | 220-240 V AC 50/60 Hz        |
| <b>Power Factor</b>                  | >0.9                         |
| <b>Surge</b>                         | 1kV                          |
| <b>THD (AKIM)</b>                    | >%20                         |
| <b>LED life</b>                      | >70.000 hours                |

Technical Drawing



Photometric Curve



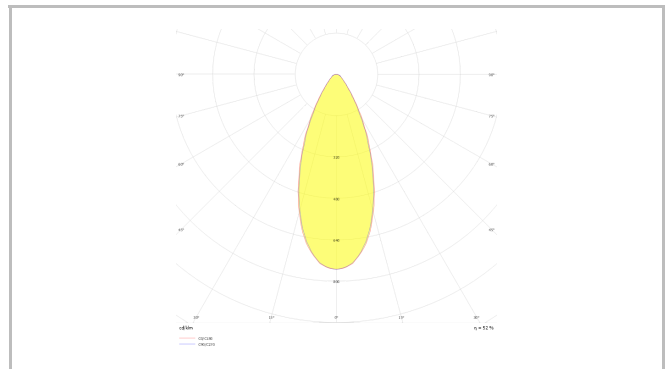

[www.atellighting.com](http://www.atellighting.com)

# Outline Penta

OUT 100 255 062A 8030 10 99 OP 40 LP



Recessed Linear Luminary



| SKU | Product Code                         | Power (W) | Luminous Flux (LM) | CRI | CCT (K) | Optics              | Dimensions (mm) |
|-----|--------------------------------------|-----------|--------------------|-----|---------|---------------------|-----------------|
|     | OUT 100 255 062A 8030 10 99 OP 40 LP | 62        | 4340               | >80 | 4000    | 48° Lens & Diffuser | 2550x100x100    |