

# Outline Penta

OUT 100 199 049A 8030 10 99 OP 40 LP

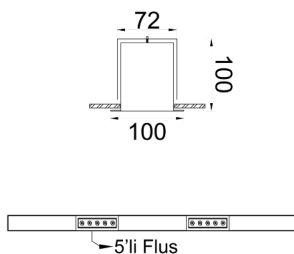


Recessed Linear Luminary

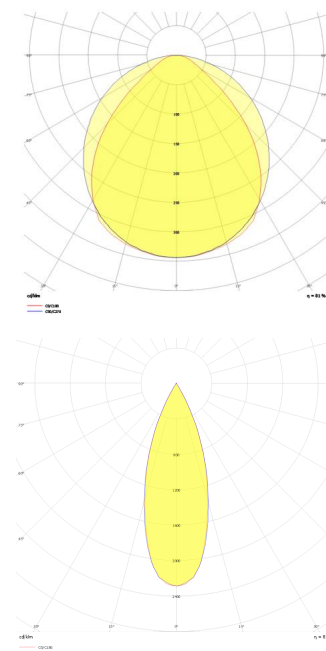


<b>Luminaire Group</b>	Linear
<b>Mounting Type</b>	Recessed
<b>Luminary Color</b>	RAL 9010 - RAL 9005
<b>Housing</b>	Aluminum extruded profile
<b>Optics</b>	Opal Diffuser & Lens 34°/48°
<b>Light Source</b>	LED
<b>Electrical Protection Class</b>	CLASS II
<b>IP</b>	40
<b>IK</b>	03
<b>Operating Temperature</b>	-20°C / +40°C
<b>Luminous Flux</b>	3430
<b>Consumption Power</b>	49
<b>Luminaire Efficiency</b>	70 lm/W
<b>Color Rendering (CRI)</b>	>80
<b>Light Color Temperature (CCT)</b>	2700K/3000K/4000K/6500K
<b>Color Tolerance</b>	< 3 SDCM
<b>Driver Type</b>	On/Off
<b>Driver Brand</b>	Tridonic
<b>LED Brand</b>	Samsung
<b>Input Voltage / Frequency</b>	220-240 V AC 50/60 Hz
<b>Power Factor</b>	>0.9
<b>Surge</b>	1kV
<b>THD (AKIM)</b>	>%20
<b>LED life</b>	>70.000 hours

Technical Drawing



Photometric Curve

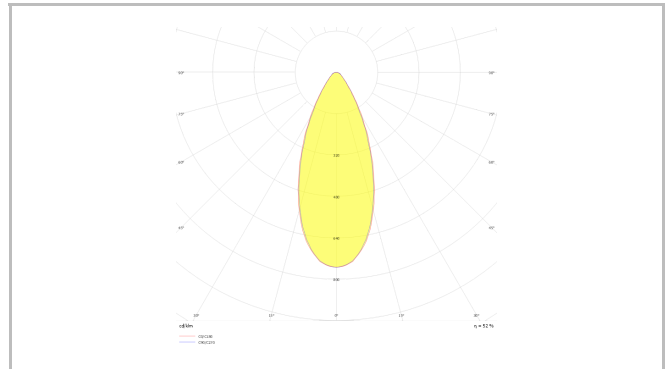



# Outline Penta

OUT 100 199 049A 8030 10 99 OP 40 LP



Recessed Linear Luminary



SKU	Product Code	Power (W)	Luminous Flux (LM)	CRI	CCT (K)	Optics	Dimensions (mm)
	OUT 100 199 049A 8030 10 99 OP 40 LP	49	3430	>80	4000	48° Lens & Diffuser	1990x100x100