


# Outline S

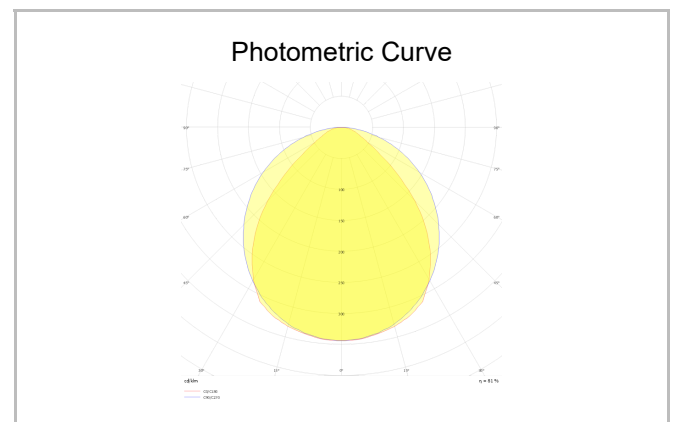
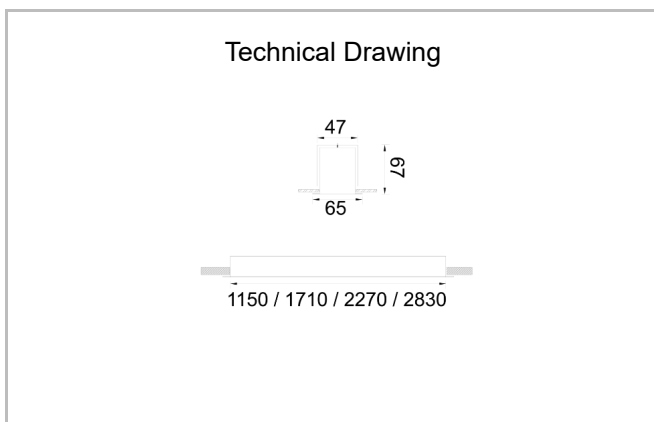
OUT 065 210 066A 8040 10 99 OP 40 TK



Recessed Linear Luminary



<b>Luminaire Group</b>	Linear
<b>Mounting Type</b>	Recessed
<b>Luminary Color</b>	RAL 9010 - RAL 9016
<b>Housing</b>	Aluminum extruded profile
<b>Optics</b>	Opal Diffuser
<b>Electrical Protection Class</b>	CLASS II
<b>Operating Temperature</b>	-20°C / +40°C
<b>Luminous Flux</b>	6125
<b>Consumption Power</b>	48
<b>Luminaire Efficiency</b>	2413 lm / 3526 lm / 6125 lm / 7107 lm
<b>Color Rendering (CRI)</b>	>80
<b>Light Color Temperature (CCT)</b>	2700K/3000K/4000K/6500K
<b>Color Tolerance</b>	< 3 SDCM
<b>Driver Type</b>	On/Off
<b>Driver Brand</b>	Tridonic
<b>LED Brand</b>	Samsung
<b>Input Voltage / Frequency</b>	220-240 V AC 50/60 Hz
<b>Power Factor</b>	>0.9
<b>Surge</b>	1kV
<b>THD (AKIM)</b>	>%20
<b>LED life</b>	>70.000 hours
<b>Light Source</b>	LED
<b>Luminaire Efficiency</b>	92,81 lm/W



SKU	Product Code	Power (W)	Luminous Flux (LM)	CRI	CCT (K)	Optics	Dimensions (mm)
	OUT 065 210 066A 8040 10 99 OP 40 TK	48	6125	>80	4000	Opal / 120°	2270x65x67